


Paris Itinerary



Itinerary Highlights

Please note: You can get **5% off** when you book any ticket or tour on the GetYourGuide app([App link](#)). The Discount does not have any upper limit. Its a flat 5% discount without any terms & Condition.

You can use this to book any of attraction mentioned in this Itinerary.

Also, You can use the same gift code to book ticket/tour for any attractions in Europe. The Gift Code is applicable on all activities list on this app.

Use gift code: WANDERFULPASSPORT5

Day	Major Highlight	What We Are Doing	Book Here Link
Day 1	Eiffel Tower	Visit Eiffel Tower with guided / skip-line option.	Book Eiffel Tower tour
	Champ de Mars Picnic	Picnic near Eiffel Tower after buying food from Rue Cler.	
	Louvre Museum	Visit Louvre highlights like Mona Lisa, Venus de Milo, Winged Victory.	Book Louvre guided tour Louvre-Non Guided
	Angelina's Cafe+ Tuileries Walk	Café break and walk toward Tuileries / Concorde.	walking map
	Place de la Concorde + Champs-Élysées	Walk the famous route toward Arc de Triomphe.	Walking map
	Galleries Lafayette Rooftop View	Free rooftop view of Paris.	
	Arc de Triomphe	Visit / climb Arc de Triomphe for Paris views.	Book Arc de Triomphe ticket
	Seine River Dinner Cruise Or, Seine River Cruise without Dinner	Evening cruise without dinner. Or, Dinner cruise with Paris night	Book Seine evening cruise Or

		views.	Book Seine dinner cruise
Day 2	Palace of Versailles	Palace, Hall of Mirrors, royal rooms, gardens.	Book Versailles full access ticket
	Notre Dame Cathedral	Visit restored Notre Dame Cathedral.	Free Notre Dame reservation
	Seine River Walk	Short scenic walk near Notre Dame.	Seine walk map
	Montmartre Walking Route	La Maison Rose, Le Consulat, Place du Tertre, Montmartre lanes.	Montmartre walking map
	Sacré-Cœur Basilica	Visit basilica and city view.	Free entry – Sacré-Cœur official site
	Dinner in Montmartre	Dinner near Sacré-Cœur / Montmartre.	Dinner options map
Day 3	Disneyland Paris – Main Park	Full day at Disneyland Park.	Book Disneyland Paris 1-day ticket
	Pizzeria Bella Notte Lunch	Quick lunch inside Disneyland Paris.	Pizzeria Bella Notte map
Day 4	Mont Saint-Michel Guided Day Trip	Guided day trip from Paris/Can also do DIY	Book Mont Saint-Michel guided day trip
	DIY: Paris → Rennes Train Rennes → Mont Saint-Michel Bus Mont Saint-Michel Abbey Optional: Famous Field Photo Spot	DIY option: TGV from Paris Montparnasse to Rennes.	Book bus Book Abbey ticket Photo spot map / Walking map

This itinerary is made in priority order, day by day

So you can easily choose the plan based on how many days you have:

If you have **2 days**, follow **Day 1 and Day 2**.

If you have **3 days**, follow **Day 1, Day 2, and Day 3**.

If you have **4 days**, follow **Day 1, Day 2, Day 3, and Day 4**.

Where to Stay in Paris?

For first-time tourists, the safest and most convenient areas to stay are :

#	Area	Notes
1	6th / Saint-Germain	Best overall safe-feeling + beautiful + central
2	1st / Louvre–Tuileries	Most central, very convenient, excellent for first trip
3	2nd / Opéra–Bourse side	Central, good transport, usually practical
4	5th / Latin Quarter	Lively, central, good tourist base
5	3rd/4th / Marais	Great vibe, cafes, walkable, popular tourist base
6	9th / Opéra–Galeries Lafayette	Practical, good value, good transport
7	7th / Eiffel Tower	Safe-feeling and calm, but less convenient for daily sightseeing

Avoid booking hotels near Gare du Nord, Gare de l'Est immediate area, Barbès, Château Rouge, La Chapelle, Stalingrad, Jaurès, and Porte de la Chapelle if you plan to return late at night.

Paris is not extremely unsafe, but pickpocketing and shady-feeling pockets are more common around big stations and some northern/eastern areas.

These are the list of AIRBNB's that are located in very safe neighborhood:

Airbnb Name	Area	Guests / Bedrooms / Beds	Location / Address	Rate	Notes
Banks of the Seine near Paris & La Défense	<p>Courbevoie / near La Défense / west of Paris</p> <p>Just 2 mins to the metro and seine river as well.</p>	3 guests / 1 bedroom / 2 beds	Courbevoie, near Courbevoie Station and La Défense	€87– €116/night	4.91 rating, 70 reviews, Superhost. Bright and quiet 2-room apartment with kitchen, workspace, lift and self check-in. Courbevoie Station is a 3-minute walk, with direct train access to central Paris.
Cosy studio, green quiet backyard close fleamarket	Saint-Ouen / North of 18th Arr / near Flea Market	2 guests / 1 bedroom / 1 bed	Saint-Ouen, near Garibaldi Metro Station and Puces de Saint-Ouen flea market	€94– €125/night	Overall best-value pick from the article. Cute patio, double bed, homely studio feel, at the foot of Garibaldi metro station and walking distance to Puces de Saint-Ouen flea market. No kitchen mentioned, so better if you plan to eat out.
Beautiful 2 Br, near Eiffel Tower	<p>15th Arr / near Eiffel Tower</p> <p>Not exactly central but near Eiffel Tower</p>	4 guests / 1 bedroom / 3 beds	15th Arr, near Eiffel Tower, Metro, Bus, Vélib and RER C access	€114– €152/night	Very quiet garden-view apartment on 1st floor, around 400 sq ft, fully equipped, lift, kitchen, Wi-Fi and washing

					<p>machine. Bedroom has 1 queen bed + cot; living room has 2 single beds.</p>
<p>Artsy loft by the canal St Martin + République 70m²</p>	<p>11th Arr / Canal Saint-Martin / near République</p> <p>Not exactly central but very near to center</p>	<p>5 guests / 1 bedroom / 3 beds</p>	<p>Canal Saint-Martin area, near Place de la République</p>	<p>€121– €161/night</p>	<p>Colourful, characterful multi-level loft in a lively area near Canal Saint-Martin. Article highlights wonderful location, mezzanine study space, hammock, house plants and a more local/offbeat Paris experience.</p>
<p>Fantastic Eiffel Tower View Private Studio</p>	<p>7th/15th Arr / near Eiffel Tower / Avenue de Suffren</p> <p>Central tourist area</p>	<p>2 guests / Studio room / 1 queen bed</p>	<p>Avenue de Suffren area, almost at the foot of the Eiffel Tower, near Seine boat access</p>	<p>€134– €179/night</p>	<p>4.83 rating, 632 reviews, Superhost. Private non-shared studio room with balcony, Eiffel Tower view, kitchen, shower area and dedicated bathroom/toilet. Strong location rating.</p>
<p>Cosy and bright flat near Montmartre</p>	<p>17th Arr / Guy Môquet / near Montmartre & Batignolles</p> <p>Not central, but in gorgeous neighbourhood of Montmartre</p>	<p>2 guests / 1 bedroom / 1 bed</p>	<p>Near Guy Môquet metro station, 10-minute walk to Montmartre and close to Batignolles district</p>	<p>€134– €179/night</p>	<p>5.0 rating, 9 reviews, Guest favourite. Bright 2-room apartment on the 6th floor with lift, courtyard-facing and quiet, with kitchen, Wi-Fi, dedicated workspace and</p>

					TV. Good for solo/couple stay.
Paris 9 - Haussmannian - Montmartre & Pigalle	9th Arr / Blanche / Montmartre & Pigalle Good central base	3 guests / 1 bedroom / 2 beds	Near Blanche metro station, Moulin Rouge, Sacré-Cœur and Galeries Lafayette	€148– €197/night	4.89 rating, 55 reviews, Superhost and guest favourite. Haussmannian apartment with balcony overlooking Moulin Rouge, city view, outdoor seating, smartlock self check-in and kitchen.
Père Lachaise/Nation: 55 m² quiet, 40 m² terrace	20th Arr / Père Lachaise / near Nation	2 guests / 1 bedroom / 2 beds	Père Lachaise–Nation area, near Metro Line 2 and close to Nation	€201– €268/night	4.97 rating, 37 reviews, Superhost. 55 m² apartment with 40 m² terrace, quiet courtyard-facing top-floor stay.
Artist's studio, view on Montmartre	9th Arr / Anvers–Barbès / near Montmartre	2 guests / 1 bedroom / 1 bed	Near Anvers and Barbès metro stations, at the foot of Montmartre hill	€201– €268/night	4.78 rating, 88 reviews. 6th-floor artist's studio with city view and Sacré-Cœur view through glass roof, kitchen, Wi-Fi and TV. No elevator, so stairs only.
Palais Royal – Top Floor AC Refined Space	1st Arr / Palais Royal / Place Vendôme Best central	3 guests / Studio / 2 beds	Palais Royal area, near Louvre, Tuileries Gardens, Place Vendôme and Opéra Garnier	€268– €358/night	4.92 rating, 76 reviews, Superhost and guest favourite. Top-floor sunny loft with AC, queen bed + sofa bed, fully

					equipped kitchen, rooftop views and skylights. No elevator / stairs only.
Stunning Paris Penthouse: Eiffel Tower & 360° Views	8th Arr / Champs-Élysées / Avenue George V Central / luxury area	2 guests / 1 bedroom / 1 king bed	Avenue George V, near Champs-Élysées, Seine and Eiffel Tower views	€671– €894/night	Rooftop terrace, central location and Eiffel Tower view. Premium stay with soaking tub / big-window view vibe, especially good for a special luxury Paris experience.
Magical view of Sacré-Cœur	18th Arr / Montmartre / Sacré-Cœur Not central, but in gorgeous neighbourhood of Montmartre and very scenic view	2 guests / 1 bedroom / 1 bed	Montmartre, at the foot of Sacré-Cœur, near Metro lines 2, 4 and 12	\$300-400	4.97 rating, 78 reviews, Superhost and guest favourite. Bright apartment with city/Sacré-Cœur view, fully equipped kitchen, fibre internet, self check-in, elevator access and strong walkability.

These are the list of hotels that are located in very safe neighborhood:

Hotel Name	Area	Budget	Notes
Hotel Clement	6th / Saint-Germain	Budget	Best budget-safe pick; 2-star but has AC and excellent area
Hotel Opera Maintenon	1st/2nd side / near Palais Garnier	Budget-ish	Central and budget
Hotel College de France	5th / Latin Quarter	Budget	Good location, but avoid in peak summer as not central AC
Hotel Montparnasse Alesia	14 th Arr/Montparnasse	Budget	Great Hotel at this budget
Les Jardins de Montmartre Hotel	18 th Arr/Sacre	Budget	Great hotel near Scare Budget in iconic area of Montmartre
The People – Paris Marais	4th / near Seine & Île Saint-Louis	Budget	Best budget option in central safe area
Hotel Muguet	7th / Eiffel Tower area	Mid-range	Calm area, good reviews, but more Eiffel-focused
La Dépendance	1st / Palais Royal–Louvre	Mid-range	Boutique, clean, very central
Hôtel des Grands Hommes	5th / Panthéon	Mid-range	Great reviews, beautiful location
Grand Hôtel de L'Univers Saint-Germain	6th / Saint-Germain	Mid-range	Great safe-feeling area, boutique, central
Mercure Paris Centre Tour Eiffel	15 th / Tour Eiffel - Porte de Versailles	Mid-range to High	One of the best hotel that offers the Eiffel tower view from few of the rooms.

Transport Passes in Paris:

Option	Best Scenario to buy?	2026 Cost	Validity / Coverage	Where to buy / load	Important notes
Navigo Easy Card	Need to buy in all scenario (except you are buying 7 days pass)	€2 card fee	This is only the physical card, not a ticket. You load tickets onto it(Be it 1 journey, 24 hrs unlimited ticket)	Ticket counters, Vending Machine, carrier counters, and some machines/points of sale.	Each person needs their own card. One card cannot be shared by a family/group for the same journey. Officially it can hold Metro-Train-RER tickets, Bus-Tram tickets, airport tickets, and Navigo Day passes
Single Metro-Train-RER Ticket	Your itinerary has 1-4 normal rides in a day.	€2.50 single	One journey with allowed changes inside the network. Metro across Île-de-France and RER/train inside Paris.	Load on Navigo Easy. You can load 4-5 single tickets at a time.	Airport routes need a separate airport ticket which is 12-13€.
Navigo Day Pass	Your itinerary has 5+ normal rides in one day	€12.30 all zones	Unlimited travel for one selected day in zones 1-5, excluding airports.	Load on Navigo Easy	-
Airport Ticket	Airport → Paris hotel, or Paris → airport	€14	Valid for CDG/Orly airport journey on metro, train, RER and Orlyval in Île-de-France.	Load on Navigo Easy	It covers the airport route plus route till City.
Navigo Découverte + Weekly Pass	If you are spending 4+ days in Paris, especially starting Mon/Tue/Wed	€5 card + €32.40 weekly pass	Unlimited travel in All Zones (Zones 1-5) from Monday 00:00 to Sunday 23:59 , not 7 days from purchase.	New physical Découverte card: Available at major stations Staffed Ticket office. New card not available at Airport ticket office(Very unethical as they want people to buy the airport ticket).	

Summary:

For this itinerary:

*Most people will need **one Navigo Easy Card** for the whole Paris trip(€2). This is infact just a 2 Euro worth plastic card- where you will need to load Airport Ticket Or, 1 way ticket, or Bulk 1 way ticket, or Daily Pass.*

That is,

You can load different tickets on the same card:

Day 0 – Arrival day

Load 1 airport single ticket on your Navigo Easy Card (€14).

Day 1 and Day 2 – Paris sightseeing days (€24.6)

Load a Navigo Day Pass on the same Navigo Easy Card.

Day 3 – Disneyland day (€5).

Load 2 single tickets on the same Navigo Easy Card:

one ticket to go to Disneyland and one ticket to come back.

That is for €45.6- Your whole local transport is covered including airport



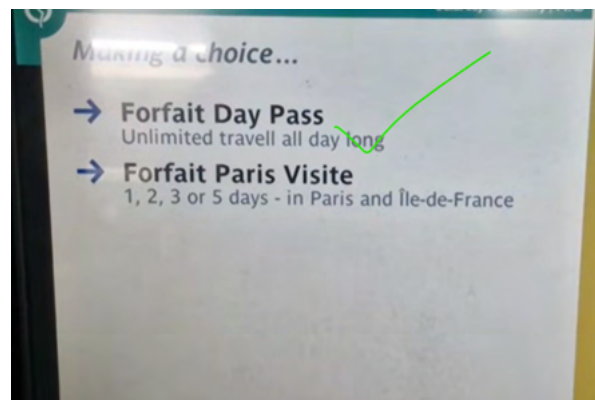
Navigo Easy Card
Cost: 2.00 €

Tickets/Passes can be loaded

- ✓ Metro-Train-RER Ticket
- ✓ Bus-Tram Ticket
- ✓ Navigo Day Pass
- ✓ Paris Region <> Airports
- ✓ OrlyBus and RoissyBus tickets
- ✓ Paris Visit Pass

Purchase from:

- Ticket offices in Metro/RER stations
- Ticket vending machines



If you are there for 4 or more than 4 days starting from Monday(or max starting from Wednesday): Consider Navigo Découverte + Weekly Pass. Few important points about Navigo Weekly Pass:

- Navigo Découverte Weekly Pass is not 7 days from purchase. It is fixed Monday 00:00 to Sunday 23:59.
- Buy on Wednesday 3 June → valid until Sunday 7 June night only.
- Also, you can buy the current week's pass only until Thursday midnight. From Friday, you buy the next week's pass, starting Monday
- **This card is not available at Airport RER Ticket office**- This is because they want customer to pay 12 Euro for Airport to City Ticket. Although- the airport to City ride is covered by this weekly pass(Very Unethical)
- So, you might need to buy ticket for Airport to City and once you are in city Metro Station- buy this pass from Ticket office.
- All 5 zones are covered by this weekly pass- Unlimited Buses, RER Train, Metro ride between Monday 00:00 to Sunday 23:59.
- The cost of this card is 5 Euro and 32 Euro will be weekly pass cost that you will load in Navigo Découverte.

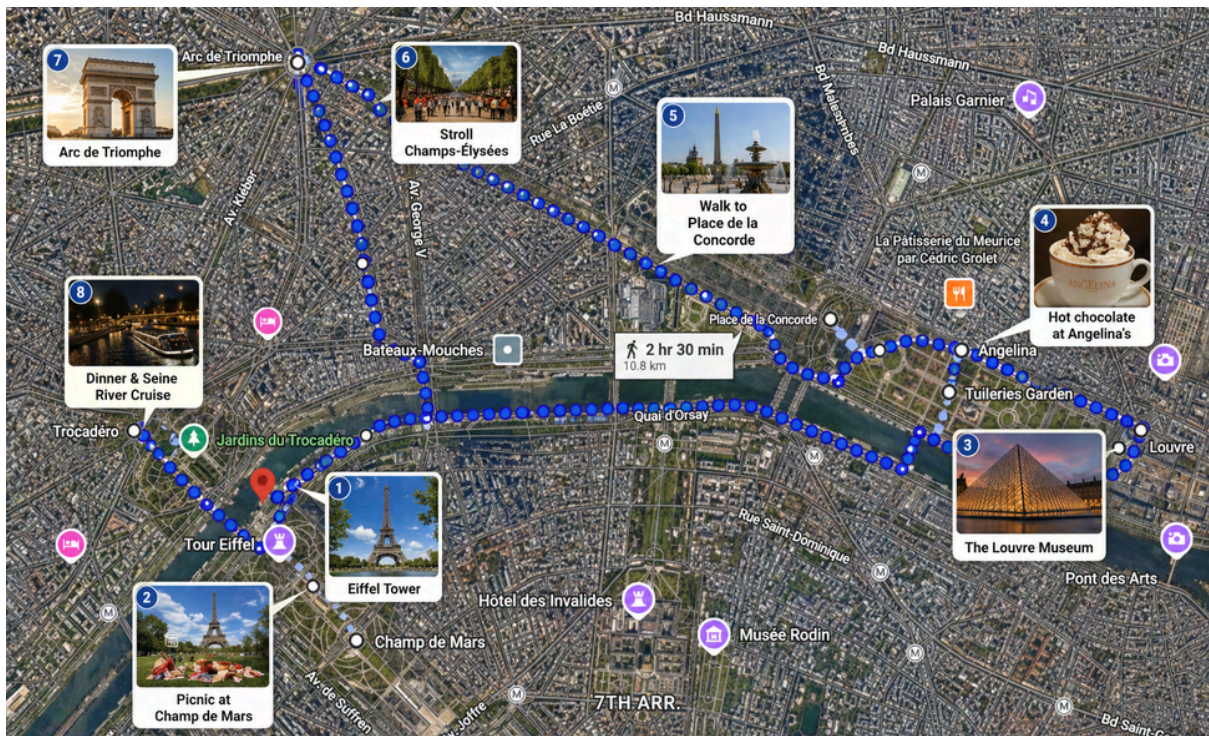
Please note: You need to paste a photo 25 MM X 30 MM and write full name (should match with passport) before using this card anywhere. You can get photo from photo-booth(Called : "Point service") next to ticket office who

sells this card(Expensive). You can also bring photo from your home- it should be exact 25x30 mm dimension. Also i would suggest to take small Fevi Stik & Glue Stick if you bring photos from home.



Day by day Itinerary

Day 1: Eiffel Tower Top Deck Visit, Louvre, Champs-Élysées, and Arc de Triomphe



Map


9:00 AM: Eiffel Tower Top Deck Visit


- The most economical way to secure tickets is through [the official website](#), with reservations available up to 60 days in advance. However, they are sold out super soon. **Especially, the evening slots are sold out as soon as slot opens** and that's why I did this in the morning.
- If tickets are sold out, [a skip-the-line tour](#), which is only slightly more expensive, is a viable alternative. We personally enjoyed this tour and found it to be a great experience
- Eiffel Tower 2nd Level- What to Do
 - Enjoy beautiful panoramic views of Paris from **115 meters high**.
 - See famous landmarks clearly from the second level.
 - Walk around the spacious open-air viewing platforms.
 - Take photos with more space and better angles.
 - Use interactive displays and telescopes to learn about the Eiffel Tower and spot landmarks.
 - Visit souvenir shops for Eiffel Tower gifts and Paris memories.
 - Dine at **Le Jules Verne**, a Michelin-starred restaurant on the second level, if you want a luxury dining experience.

- Is the Third Level Worth It?
 - In our opinion, the **second level gives the best overall views of Paris.**
 - The summit / third level costs around **€10 extra.**
 - It can also add **45 minutes to 2 hours** to your visit because of elevator waiting time.
 - The third level is good if you really want the “top of Eiffel Tower” experience.
 - But for most visitors, the **second level is enough and more practical.**
- Dining Tip
 - For a nice dining experience with Eiffel Tower views, you can also consider **Madame Brasserie** on the first level([advance reservation](#)).
 - It has views towards **Trocadéro.**
 - Book your table in advance.

Second Floor Access

This tour includes a guided visit with Reserved Access to the 2nd floor of the Eiffel Tower by lift

 90 minutes

 Guide: English

Select a starting time

Friday, May 15, 2026

10:45 AM


3:15 PM

£68.43

1 Adult × £68.43

All taxes and fees included

[Book now](#)



Likely to sell out

Eiffel Tower Dedicated Reserved Access Summit or 2nd Floor


1.5 hours • Access by elevator

4.4 ★ (18,750)


From **£38**

- **How to reach the Eiffel Tower**
 - **Metro Access:** Line 9 (Trocadero stop), Line 6 (Bir-Hakeim), Line 8 (Ecole-Militaire stop).
 - Simply set [Trocadéro subway station in Google Map](#).
 - For the most picturesque approach to the Eiffel Tower, disembark at Trocadero and enjoy a leisurely 15-minute stroll.
- Hours:** For updated hours and pricing, refer to the official website.

The view from Eiffel 2nd level & le Jules Verne restaurant at 2nd level :




View from the 2nd Level



View from the 2nd Level



View from the 2nd Level



View from the 2nd Level



Le Jules Verne Restaurant


What if I don't want to visit Eiffel Tower Top Deck?

In that case- I would highly recommend this **Photoshoot Around Eiffel Tower with 55 Edited Photos** . For whole family(i.e.. till 8 members) - It only cost 80 Euro for 1 hour session.

Book from [here](#)

Order summary ↑

1 activity



Paris: Photoshoot Around Eiffel Tower with 55 Edited Photos
Provided by [DM Visual](#)
★★★★★ 4.9 (795)
Top rated
Likely to sell out

🗺 Language: English
🕒 Fri, May 15, 2026 • 10:00 AM
👥 1 x Group up to 8
📄 This activity is non-refundable

[Edit](#) €85.00
€80.75

🎁 WANDERFULPASSPORT5 gift code applied >

Subtotal €85.00
Gift code - €4.25

Total €80.75
All taxes and fees included

11:00 AM: Picnic at Champ de Mars

- For an authentic Parisian picnic experience, visit a quaint French street to gather provisions and enjoy your meal at Champ de Mars, the expansive park located in front of the Eiffel Tower.
- You can buy food/wine/chocolates etc for picnic lunch at [53 Rue Cler Street](#) and come to [Champ de Mars](#) Park for picnic meal.



Champ de Mars

1:00 PM: The Louvre

- **How to Visit the Louvre**

To minimize time spent waiting in line, consider the following options:

- **Book Tickets Online:** [Available on the official Louvre website](#) . It's best to do this as far in advance as possible. If your visit is during peak season (July, August, and holidays), book your tickets at least one month in advance.
 - tickets cost €22 for EEA residents and
 - €32 for non-EEA visitors, with advertised wait times of less than 30 minutes for advance purchases.
- **Join a Tour if official ticket is sold out:** Numerous skip-the-line and [guided tours are available](#), such as this one on GetYourGuide



- **Directions:**

- From Champ de Mars, walk to Ecole-Militaire metro station, take Line 8 towards Creteil, and transfer at Concorde to Line 1 towards Château de Vincennes, disembarking at [Palais Royal Musée du Louvre subway station](#).

- **Hours:**

- Daily from 9:00 AM to 6:00 PM; closed Tuesdays;
- Friday evenings until 9:45 PM.
- For current hours, [visit the official website](#).

3:30 PM: Cafe visit at Angelina's

- [It 8 mins walk from Louvre](#)




4:30 PM: Place de la Concorde

- From Angelina, continue your leisurely walk through Tuileries Garden or along Rue de Rivoli to Place de la Concorde, a historic square steeped in French history, famously known as the site of guillotine executions during the French Revolution.
- [Walking map from Angelina till Place de la Concorde.](#)



5:00 PM: Champs-Élysées(Galeries Lafayette Mall) and View of Paris from top(Free of cost)

- In this street- [visit to most famous Galeries Lafayette Champs is the most.](#)
- If you're craving another French delicacy, consider stopping at [Ladurée](#) for their exquisite macarons/Pastry.
- Enjoy a **spectacular view over Paris- free of cost** from the 8th floor of **Galeries Lafayette**. Simply take the lift/escalator to the **8th floor** and follow signs for “Terrasse / Rooftop”.



View of Paris free of cost- from 8th floor of Galeries Lafayette




6:30 PM: Arc de Triomphe


- Conclude your day by soaking in the views from the majestic Arc de Triomphe.
- You can either see it from main square or take the **elevator to the top**. The elevator travels to the shop level, and there are still 50 steps to access the rooftop.
- [You can reach here by continue your walk from Champs-Élysées](#) or Take metro: Charles de Gaulle Etoile lines 1, 2 and 6
- **Hours:**
 - April 1 to September 30: 10:00 AM to 11:00 PM;
 - October 1 to March 31: 10:00 AM to 10:30 PM.
 - For updated hours, [refer to the official website](#).
- **Cost:**
 - Adults: €16; free for those under 17; included with the Museum Pass.
 - Buy ticket from [official website](#). **Time slot need to be chosen.**
 - In not available, buy skip-the-line tickets, [visit GetYourGuide](#) [Paris: Arc de Triomphe Rooftop Tickets]



Arc de triomphe from roundabout




View from Arc de triomphe top



View from Arc de triomphe top

8.30 PM: Dinner, Drinks & a Seine River Cruise

- **The best time to book these Cruise is around sunset time which is around 9.30 PM in summer.** As you can enjoy both Sunset and Paris city lights while cruising. Book this months in advance as sunset and night slots are get sold out super soon in Summer.
- [Seine River cruises](#) [Paris: 3-Course-Dinner Cruise on the Seine with live music]
Enjoy an à la carte dinner on-board whilst cruising on the River Seine. Discover Paris, the City of Lights, from the water and see the iconic monuments of Paris illuminated.
- This popular evening dinner cruise departs at 8:30 PM, allowing ample time to enjoy the Arc de Triomphe before embarking.
- The [meeting point is here](#)
- [Check this if you want to go for Seine River Cruise without dinner at Sunset](#) [Paris: Evening River Cruise with Music]



Top rated

Paris: 3-Course-Dinner Cruise on the Seine with live music

2.5 hours

4.7 ★ (7,574) From **£100**





Day 2: The Palace of Versailles, Montmartre, Notre Dame & Sacré-Cœur

09:00 The Palace of Versailles



- **Hours:** The palace is **closed on Mondays**, open daily from 9 AM to 5:30 PM; **the gardens and park are open daily and free to visit.**

- **Online Ticket:**

- [Paris: Versailles Palace and Gardens Full Access Ticket](#)[Non Guided Tour] :

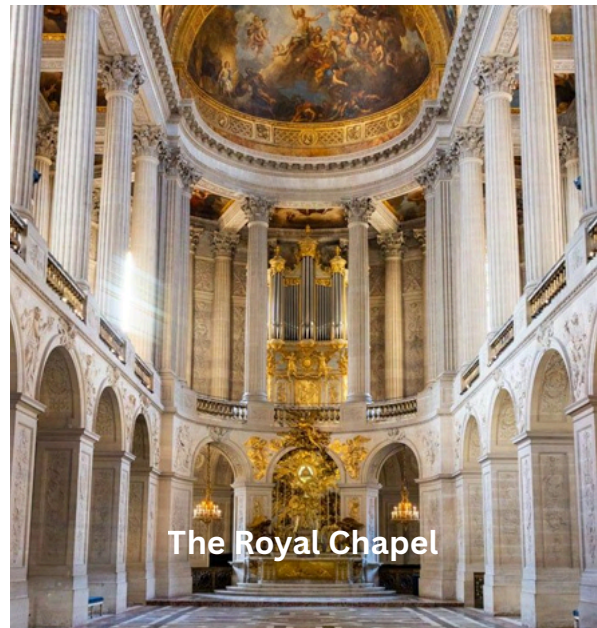
- Select “Non-EU Citizens - 1-Day Access Ticket.”
- You **need to select a starting time.**
- This ticket includes:
- This ticket generally includes access to:
 - Palace of Versailles at your booked time
 - Versailles Gardens
 - Grand Trianon
 - Petit Trianon
 - Marie Antoinette’s Estate / Queen’s Hamlet
- This does not include Musical Gardens or Fountain show. Both of them were anyway not overwhelming.

Don’t miss these during you DIY Tour.




- You need to visit on your own. Will take minimum 3 hours. Just in case - You want to do guided tour- Check the link below.

- [Versailles: Skip-the-Line Tour of Palace and Gardens Access\[Guided Tour\]](#):
 - Select “Palace Tour in English - Full Access”
 - Takes approximately 3.5 hours
- **Getting Here:** Take the RER C train line(Not metro) from Paris to [Versailles Château Rive Gauche Train station](#), which takes approximately 45 minutes. From station- [it is 10 minutes walk to the Palace entrance](#)(Via Cour d'Honneur).





The Orangerie



The Colonnade Grove

15:00 Notre Dame Cathedral

- It will take approx. [70 minutes](#) to reach the Notre Dame Cathedral from Versailles Palace.
- Deboard at [Saint-Michel Notre-Dame Terminal](#) from where Notre dame is

just [2 minutes walk](#)

- It is fully open now in 2026- was closed before to restoration.
- **Notre-Dame Cathedral is open to all, freely and without charge. [But online reservation \(Free of cost\) is still required to manage queue.](#)**
- If you have not reserved, then need to join the queue. Making a reservation in advance can be a big time saver, as there is generally a queue to enter Notre Dame Cathedral.
- **Hours:** 6:30 AM to 10:30 PM. For further information, visit the [official website](#).



16:00 Walk along the Seine

- From Notre Dame, you can [walk along the Seine river](#) at **Pont de l'Archevêché bridge**. As you approach Pont de l'Archeveche you get a beautiful view of Notre Dame and also the Paris center.
- Optional: You can continue the walk along the Seine till [Musée d'Orsay](#).



18:00 Montmartre[Emily in Paris Famous Street] and Sacré-Cœur


- It [takes approx 30 minutes to reach Montmarte](#) from Notre Dame Cathedral Metro. I will recommend to deboard at Lamarck station and walk on MontMarte neighborhood.
- Stop by at these photo genic stops:
 - **La Maison Rose**
 - **Le Consulat**
 - **Place du Tertre**
- **Sacre-Coeur Basilica:** The Sacre-Coeur Basilica sits atop the highest hill in Paris. You have to [climb stair case to reach here](#)- or you can purchase ticket onspot for funiculars if you want to skip stair cases. Stair cases are easy though. Once you climb the staircase or use funicular, you will enter the premises of Sacre-Coeur Basilica.
- Just in front of Sacre-Coeur Basilica, you will see view of Paris City. Some people even takes 300 more steps staircase to the top of dome. **The visit of the Basilica and even the top of dome is free.** It is open every day from 6.30am to 10.30pm

- **(Optional)** If you wish to take a guided tour of Montmartre and Sacré-Cœur, consider this [highly-rated one-hour tour](#) [Paris: Notre-Dame The Restored Masterpiece Guided Tour].

20:00 Dinner options:

- Dine in [any of these near Sacre Coeur](#)
 - [Maggie Restaurant](#)
 - [Le Relais Gascon](#)
 - [La Maison Rose](#)
 - [Moulin Rouge](#)
 - [Le Chat Noir](#)





Day 3: Disneyland Paris (1 Park)

Where to book Disney Land Paris Ticket?

Please note: **Its not necessary to waste money on booking ticket with transport service as there is direct** (or max 1 change depending upon where you are staying) RER Train to reach Disneyland(Just 40 minutes and €2.55 (Connection: every 10 min) .

Book Disneyland ticket in advance: Just look at that price difference here(Booking Few days before(Left Image) vs a month before(Right image)

The image shows two columns of ticket options. The left column shows tickets booked 'Few Days Before' and the right column shows tickets booked 'a month before'. Each column has two rows: '1-Day/1-Park Ticket' and '1-Day/2-Park Ticket'. The '1-Day/1-Park Ticket' prices are €104.00 (left) and £76.22 (right). The '1-Day/2-Park Ticket' prices are €139.00 (left) and £106.54 (right). All prices include taxes and fees. The right column also includes opening hours and a cancellation policy for the 1-day ticket.

Ticket Type	Booking Status	Price
1-Day/1-Park Ticket	Booked Few Days Before	€104.00
1-Day/1-Park Ticket	Booked a month before	£76.22
1-Day/2-Park Ticket	Booked Few Days Before	€139.00
1-Day/2-Park Ticket	Booked a month before	£106.54

Book Disneyland ticket from here- 5% Discount using Gift code:

[WANDERFULPASSPORT5](#)

[Disneyland® Paris 1-Day Ticket](#)

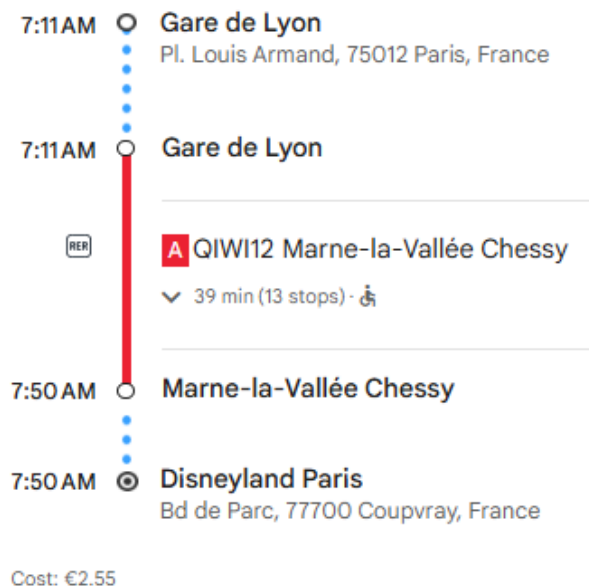
If you are doing any of 1 Park(ie. **Disneyland® Park OR Disney Adventure World®** (Previously called Walt Disney Studios Park) - **Select option 1-Day/1-Park Ticket**

If you are **doing both Park ie. Doing Park switch after Lunch-** then select option **1 Day/2 Park.**

- Disneyland Paris has 2 parks, but if you have only **one day** and want to choose only **one park**, I would recommend **Disneyland Park**.
 - This is the main park where you get the castle, Main Street, parade, fireworks, and that proper Disney magic.
 - Walt Disney Studios / Disney Adventure World is also nice, especially

for Marvel, Pixar and thrill rides, but for a first-timer, Disneyland Park feels more complete.

- So here is how you can do **Disneyland Paris in 1 day with 1 park only**.
- So here is how you can do **Disneyland Paris in 1 day with 1 park only**
 - From central Paris, take the **RER A train to [Marne-la-Vallée / Chessy](#)**. This is the last stop and the station is right outside Disneyland Paris, so it is very easy. The train usually takes around 35–45 minutes depending on where you start from.
 - Try to reach before opening time because the first 1–2 hours can save your whole day.
 - Before going, download the [Disneyland Paris app](#). It shows live ride waiting time, show timing, parade timing, restaurant options, map, and ride closures



- **Full Day Plan:**

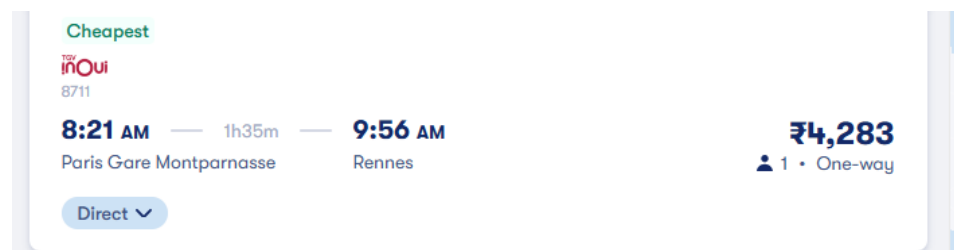
- **1) Start With The Castle:**
- **2) Morning ride(in Sequence):**
 - **Big Thunder Mountain**
 - **Phantom Manor**
 - **Pirates of the Caribbean**
 - **Indiana Jones and the Temple of Peril(optional)**
- **3) Lunch Tip: Don't Waste Too Much Time:**
 - I had pizza at [Pizzeria Bella Notte](#) . It is a restaurant located in Fantasyland in Disneyland Paris. They have Mickey Mouse shaped

pizza for kids.

- **4) Afternoon: Explore Fantasyland And Classic Disney**
 - After doing the bigger rides, **go behind the castle to Fantasyland**. Please note: if you have small kids- then **Fantasyland is something they are going to love the most**. This area is more magical and classic Disney. Things to see here:
 - **It's a Small World**
 - **Alice's Curious Labyrinth**
 - **Peter Pan's Flight: Very popular, but queue can be long**
 - **La Galerie de la Belle au Bois Dormant**
- **5) Evening: Discovery land :**
 - **Star Wars Hyperspace Mountain**
 - **Buzz Lightyear Laser Blast**
 - **Star Tours**
- **6) Check the parade timing in the app. The parade timing changes(approx 5.30 PM):**
- **7) Night: Fireworks / Night Show**

Day 4: Day trip to Mont Saint Michael(Normandy)

- You can either book a guided day trip to Mont Saint Michael from Paris using [this link](#) from GetYourGuide which cost 120€ (If booked in advance).
- Or Do a DIY trip using below guide:
 - Book a TGV Paris Montparnasse → Rennes . Round trip train will cost: 70€



- Instead of rushing straight to the bus, Have some breakfast at the cafe right in front of [Rennes Station](#). **Book train in advance**.
- Take a bus to Mont Saint Michael. [Book bus in advance \(Company: KEOLIS ARMOR\)](#). The bus departs right from the Train Station(Adjacent building) . The Round trip bus cost 30€.
 - Select 10.45 am departing bus and

- take 16.45 PM (Or 18.00 Last bus) bus back to Rennes



- The bus drops you at the mainland parking/visitor center called “Le Verger”, not the abbey itself. From there you either:
 - Take the free shuttle “Le Passeur” (10–12 minutes, runs every few minutes), or
 - Walk the causeway (~35 minutes, flat, with great views if the weather’s nice).
 - Before boarding bus- have lunch at “Le Pré Salé”, which is walking distance from the bus drop-off) before heading onto the island.
 - The free shuttle drops you right in front of Main Entrance
- Buy admission ticket (16 Euro) [from here](#). No time slot- ticket is valid anytime between 10:00 - 19:00
- It takes approx. 2 hours to visit Mont Saint Michael

Sequence	Place / Activity	Approx time
1	Enter main gate + first photos	5–10 min
2	Walk up Grande Rue	15–25 min
3	Small viewpoints on the way up	10–15 min
4	<p>Visit Abbey of Mont Saint-Michel</p> <p>Abbey is not just one room. It is a large medieval monastery built on many levels, so the visit takes time.</p> <p>Abbey entrance → big stairs climb → Abbey Church → cloister → dining hall/refectory → guest hall → crypts/lower halls → monks’ rooms → exit route</p>	1 hr 15 min – 1 hr 45 min

5	Walk ramparts / outer walls	20–30 min
6	Explore side lanes while coming down	20–30 min
7	Small church + cemetery	10–15 min
8	Outside full-view photos from bridge/path	15–25 min

How to add this popular photo spot to this itinerary?

If you have extra time and want to add this dreamy photo point of Mont Saint Michael, do **not take the free shuttle bus directly from the Visitor Center to the Abbey.**

- Instead, walk for around **35 minutes from the Visitor Center.**
- This walking route gives you a very beautiful **photo point of Mont Saint-Michel.**
- After taking photos, walk back the same way to the Visitor Center.
- Then take the free shuttle bus from the Visitor Center to the Abbey / Mont Saint-Michel main entrance.
- To add this walk, you should start early from Paris.
- Since this is a day trip, starting early will help you keep enough time for the **inside visit of Mont Saint-Michel** also.

The exact google map location is [this one](#).

